

# PNJ 30

## User manual

English



**PNJ**  
SHARE YOUR VISION

**HD**

720p30fps

**30m**

Waterproof 30M



Wide angle



Photo resolution:  
5m

Thank you for choosing a PNJ product. This manual describes how to prepare and use your product. It's also providing information about the utilization and safety precautions, the regulations, compliance and technical specifications of the device. Please read completely, carefully and regularly before use, become familiar with all the feature of the device and ensure safety use of your camera to fully enjoy with it. Keep this manual for future use. The manual is also available on our website [www.pnj.fr](http://www.pnj.fr) under the heading «User manuals».

# CONTENTS

---

1.ATTENTION / WARNING / WAARSCHUWING .....	3
2.Battery .....	4
3.Precautio n of use .....	6
4.Warning .....	7
5.Included in the pack .....	8
6.Waterproof case .....	9
7.Camera parts.....	10
8.Accessories installation .....	11
9.Micro SD card .....	12
10.How to charge the battery .....	12
11.Instructions for utilization .....	13
12.Capture videos+photos .....	14
13.Playback videos+photos .....	14
14.Video settings .....	15
15.Photo settings .....	16
16.System settings.....	17
17.Maintenance .....	18

18.Guarantee .....	19
19.Recycling .....	20
20.Declaration of conformity.....	21
21.Trademarks .....	22
22.Modifications .....	22

# 1.ATTENTION / WARNING / WAARSCHUWING

---

**FR**

Veuillez lire le "Mode d'Emploi" entièrement et attentivement avant toute utilisation. Le manuel mis à jour est disponible sur le site [www.pnj.fr/modes-demploi/](http://www.pnj.fr/modes-demploi/)

ATTENTION: Toutes les précautions d'utilisation concernant les batteries doivent être suivies rigoureusement. Une mauvaise manipulation de la batterie peut provoquer un incendie, une explosion, des blessures personnelles ou des dégâts matériels.

**EN**

Please read the operation manual carefully before using the product The english User Manual can be downloaded on our website: [www.pnj.fr/en/user-manuals/](http://www.pnj.fr/en/user-manuals/)

WARNING : Batteries are dangerous, please follow the instructions to avoid injuries or damages.

**NL**

Lees de instructies in de bedieningshandleiding zorgvuldig door voordat u onze producten gebruikt

De bedieningshandleiding kunt u downloaden vanaf onze website: [www.pnj.fr/en/user-manuals/](http://www.pnj.fr/en/user-manuals/)

WAARSCHUWING : Bateria's zijn gevaarlijk, het niet opvolgen van de gebruikshandleiding kan blessures en schade veroorzaken.

## 2.BATTERY

---

- By holding, charging or using the battery, you assume all risks related with the use of lithium batteries.
- Always keeps the device out of the reach of children.
- Never leave the battery unattended while charging.
- Never leave the battery charging more than 1 hour.
- Use only the USB charger provided in the pack. Never use a charger unadaptable.
- Before charging the battery, check that it is not damaged. Check that the battery has not inflated or that the battery compartment is not punctured. If you notice any of these situations: **DON'T CHARGE THE BATTERY !**
- A used battery should be removed from the device and replaced.
- If you notice that the battery starts to inflate during the charging, disconnect the battery immediately and never use it again. The continued use of an inflated or damaged battery may cause an explosion.
- Always ensure that the output voltage of the charger matches with the battery voltage. Do not charge at a higher voltage than recommended. Only use the charger supplied in the pack.
- Disconnect the battery from the charger if it becomes too hot (never exceed 49°C / 120°F) or inflates. if the battery becomes hot, disconnect the charger immediately.
- Only charge on a non-afflamable surface. Do not charge inside a vehicle.
- Do not exposed the battery to a heat source or high temperature.
- Do not put the battery in contact with water or immersed in any other liquids.
- Improper use of the battery may cause fires, explosions or others danger.
- In case of fire caused by the battery, do not use water to extinguish the fire (sand recommended).

- Do not carry batteries without packaging, in your pocket or bag, because the shock of the batteries against each other could cause a short circuit.
- keep the battery in a dry place at room temperature.



## 3.PRECAUTION OF USE

---

When using your drone, be sure to observe the following precautions:

- Not suitable for persons under 3 years of age.
- Caution: risk of ingestion of small parts.
- Be sure to use this product in a safe and responsible manner to avoid personal injury and/ or property damage.
- Make sure that your use is in accordance with the legal provisions of the country where you are located.
- Avoid contact with sand, dust, water, liquid substances or heat, it could cause irreversible damage.
- Not suitable for people with epilepsy.
- Observe the safety instructions in this manual.
- Use only the accessories supplied by PNJ.
- Before each utilization, check that the batteries are fully charged.

## 4.WARNING

---

The law required to use this action cam in prudent and responsible manners to avoid all human or material damage. In case for unauthorized use or for illicit purposes, you will be fully responsible for any damage causes. Be sure to respect laws, without violating the privacy of other people. PNJ assumes no responsibility in case of damage resulting directly or indirectly from the use of this device, any parts of this device or the manual. PNJ is not responsible for any accident, injury, death, loss or other claim of any kind related or resulting the use of this product.



## 5. INCLUDED IN THE PACK

---



Waterproof case



Helmet pedestral



Quick release



USB Cable

## 6. WATERPROOF CASE

---

Select/ Shutter button

Latch


Up button

Down/ Shutter button

Power/ Mode button




# 7. CAMERA PARTS



## 8.ACCESSORIES INSTALLATION

---



## 9.MICRO SD CARD

---

This camera is compatible with 4GB, 16 GB, and 32GB capacity microSD, microSDHC, and microSD card with a class 10 speed rating. We recommend using brand name memory cards for maximum reliability in high-vibration activities,

## 10.HOW TO CHARGE THE BATTERY

---

To charge the battery of the PNJ 30 correctly, please read the following instructions:

1. Connect the camera to a computer or USB power supply.
2. The charging status light remains ON while the battery is charging.
3. The charging status light will turn OFF when the battery is fully charged..

**Note:**

Charging time: 4 hours

If recording is occurring when battery reaches 0%, the camera will save file and power OFF. The files will be saved before the shut down of the camera. In some cases, the files can be damaged or unreadable.

# 11. INSTRUCTIONS FOR UTILIZATION

---

Press and hold the Power/ Mode button to turn on the PNJ 30. Repeatedly press on the Power/ Mode button to cycle through camera modes and settings (Video; Photo; Playback).

Press the Up/ Down buttons to cycle through the options and press the Select/ Shutter button to select the desired option.

To unselect the option, press the Power/ Mode button.

To change the camera settings, press the Down button then the Select/ Shutter button.

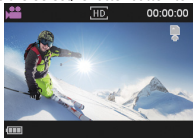
To power off, press and hold the Power/ Mode button. .

# 12. CAPTURE VIDEOS + PHOTOS

---

## 1) Recording videos

Press the Select/ Shutter button to start/ stop a recording.




Option 1: 720p 30fps

Option 2: VGA 30fps

## 2) Taking a photo


Press the Select/ Shutter button to take a photo.



You can also change Video and Photo settings in the Settings menu.

# 13. PLAYBACK VIDEOS+PHOTOS

---



Press the Power/ Mode button to have access to the Micro SD card. To select a photo or a video, press the Select/ Shutter button.

# 14.VIDEO SETTINGS

1) Movie size : HD 720p 30fps/ 640(640\*480) 30fps

MicroSD card	720p 30fps	480p 30fps
32 GB	320 Min	480 Min
16 GB	160 Min	240 Min
8 GB	80 Min	120 Min

2) Date stamp : OFF/ date & time

3) Looping video : OFF/ ON

4) Exposure : +2.0/ +1.7/ +1.3/ +1.0/ +0.7/ +0.3/ 0





# 15.PHOTO SETTINGS



Resolution	12M/10M/8M/5M/ 3M/ 2M/ 1M
Single shot	OFF/ON
Burst photo	OFF/ON
Time Lapse	Off/ 2s/ 10s
Continuous Lapse	Off/ 2s/ 3s/ 5s/ 10s/ 20s/ 30s/ 60s

# 16.SYSTEM SETTINGS

Sound	ON/ OFF, Start-up 1/ 2/ 3/ None, Beep ON/ OFF, Volume 0/ 1/ 2/ 3
Power frequency	50Hz/ 60Hz
Power saver	OFF/ 1min/ 3min/ 5min
Screen saver	30s/ 1min/ 3min/ OFF
Date/ Time	YYYY/MM/DD, DD/MM/YYYY, MM/DD/YYYY
Language	English/ Chinese/ Italian/ Spanish/ Portuguese/ German/ Dutch/ French/ Czech/ Polish/ Turkish/ Russia/ Japanese/ Korean/ Thai
Format	Yes/ No
Reset	Yes/ No
Version	H4000



# 17.MAINTENANCE

---

- The battery should be stored in a dry and ventilated area. The storage temperature range is between 18°C and 25°. Avoid to charge and uncharged excessively to extend its life. Ensure to charge it before storing it, if it won't be use for a long period.
- If the action cam won't be use for a long period, be sure to remove the batteries from the compartment. Battery leakage may damage the action cam and may cause a fire. Once used, ensure to throw the batteries according the legal regulations in order to preserve the environment.
- To avoid any problems, we strongly advise you to have the habit to remove the action cam's battery when you are not using it.
- Make sure to store your materials in a dry place, away from water and the heat.
- The maintenance can only be carried out by the After-sell Service from the shop or from the distributor. If you find a problem with your action cam, be sure to call them directly. It's not recommended to change by yourself the lens for example, because its requires technical knowledge.
- Use only the accessories specified by the manufacturer.
- Find out all our products and accessories in our website [www.pnj.fr](http://www.pnj.fr)

## 18. GUARANTEE

---

This product is warranted for a period of 24 months from the date of original purchase by the consumer, except for certain wear parts, against manufacturing defects, upon presentation of proof of purchase (receipt with date, place of purchase, name of the product).

During the contractual warranty period, the defective product must be returned in its original packaging to the retailer's service center or to the [www.pnj.fr](http://www.pnj.fr) website, depending on the place of purchase. After inspection of the product, the after-sales service will repair or replace the defective part or product, to the exclusion of any other compensation, if the product has been used correctly.

The warranty does not cover:

- All damaged or deteriorated as a result of a fall or accident, voluntary or involuntary.
- The battery charger when connected to a wall power supply (voltage too high).
- Products that have undergone unauthorized alterations, modifications, customizations or other assembly.
- Damage resulting from accidents, normal wear and tear, contact with liquid (rain, water, etc.).
- Defects due to alteration or deterioration of the product caused by a fall within 3 meters, accidental shock or immersion, voluntary or involuntary.
- Defects due to abnormal use of the product, installation of spare parts not in accordance with instructions in this manual or at [www.pnj.fr](http://www.pnj.fr).
- Damage resulting from a repair performed by the user themselves or an unauthorized third party, excluding exchange of spare parts provided by PNJ.

- Defects caused by parts not supplied by PNJ, including a battery not approved by PNJ. All products found to be defective after analysis will be returned to the shipper at their expense.

The spare parts necessary for the use of the product are available for 12 months, from the date of first commercialization of the product. Wear parts: Battery: 6 months.

## 19.RECYCLING

---



These symbols indicate that this product should not be disposed of with other household waste. Selective collection of electrical and electronic waste: Electrical products should not be disposed of with household products. According to the European Directive 2012/19 / EC for the disposal of electrical and electronic equipment and its execution in national law, used electrical products must be collected separately and arranged at collection points provided for this purpose. Consult local authorities or your dealer for recycling advice.

## 20. DECLARATION OF CONFORMITY

---

**CE** SAS PNJ, 110, Esplanade du Général de Gaulle 92400 Courbevoie, France, declares under its sole responsibility that the product described in this manual complies with the requirements of the Directives R&TTE 1999/5/CE et RoHS 2011/65/EU.

A copy of the Declaration of conformity is available in the following website:  
[www.pnj.fr/certifications](http://www.pnj.fr/certifications)



Date: 24/03/2017

---

Christian Pouthier, product manager SAS PNJ

## 21. TRADEMARKS

---

- FR** Les marques citées sont des marques déposées par leur fabricant respectif. Photos et caractéristiques non contractuelles. Garantie : 1 an. Fabriqué en RPC.
- EN** brands or product names are or may be trademarks of their respective owners. Pictures and specifications are not contractual. 1 year warranted. Made in PRC.
- NL** vermelde merken zijn gedeponeerde merken door hun respectievelijke producent. Foto's en kenmerken niet contractueel. Geproduceerd in China. Garantie: 1 jaar.
- DE** Die zitierten Marken sind durch die jeweiligen Hersteller eingetragene Marken. Fotos und technische Daten sind unverbindlich. Hergestellt in China. Garantie: 1 Jahr.

## 22. MODIFICATIONS

---

The explanations contained in this User Manual are provided for information purposes only and may be subject to modification, without prior notice. SAS PNJ cannot be held responsible directly or indirectly for any prejudice or loss of data resulting from an error or omission from this document. SAS PNJ reserves the right to modify the product and its operating instructions without any restriction or obligation to inform the user. Thus, the purchased product may differ somewhat from the one described in this document. The latest version of the online User Guide prevails over this one. To obtain it, go to: [www.pnj.fr](http://www.pnj.fr)



[www.pnj.fr](http://www.pnj.fr)