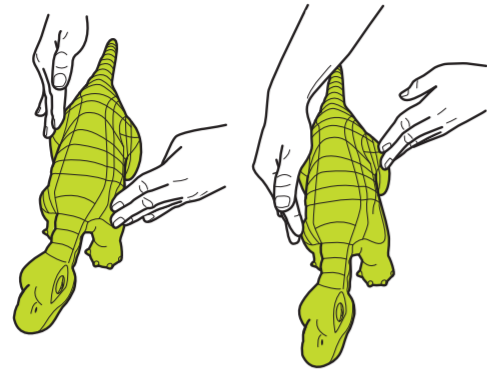


TRICKS

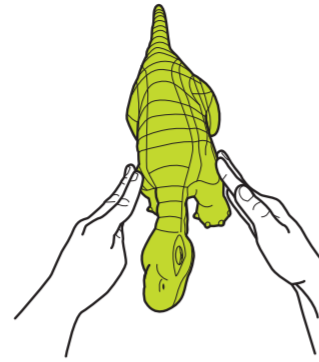
1 BALANCE ON 2 LEGS

Touch thighs of either left front & right rear OR right front & left rear at the same time, hold for a while until PLEO rb reacts. PLEO rb will raise the legs you touch.




2 WALK FORWARD

Touch left & right shoulders at the same time, hold for a while until PLEO rb reacts. PLEO rb will walk forward.




3 DIRECTIONAL SOUND DETECTION

Touch head top & chin at the same time and hold for a while until PLEO rb reacts. PLEO rb will turn his head to the left when he hears sound (shout or clap) from the left. PLEO rb will turn his head to the right when he hears sound (shout or clap) from the right. Note: PLEO rb will be more responsive to a 'shout' than a 'clap'.




4 WATCH DOG

Touch front body & right shoulder with your right hand, and left shoulder with your left hand at the same time, hold for a while until PLEO rb reacts. PLEO rb will bark if he/she sees any moving objects.



5 BOW

Touch chin and rear body back at the same time, hold for a while until PLEO rb reacts. After sitting PLEO rb into the 'sitting position' by raising its head while pushing its body down, PLEO rb will play with you.




6 WET SHAKE

Touch head & full body back at the same time and hold for a while until PLEO rb reacts. PLEO rb will shake its body.



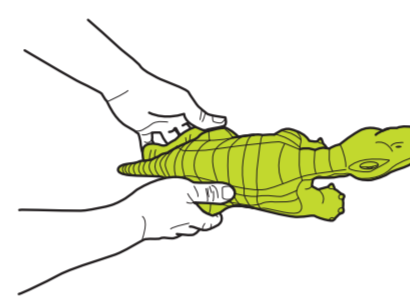
7 YES OR NO

Touch rear body back and rear left thigh at the same time, hold for a while until PLEO rb reacts. Then ask a question to see how PLEO rb responds!




8 LAUGHING

Touch thighs of rear left and rear right legs at the same time, hold for a while until PLEO rb reacts. PLEO rb will laugh uncontrollably.




9 PLAY DEAD

Touch head top with your right hand, and touch front body back + right front leg shoulder with your left hand at the same time, hold for a while until PLEO rb reacts. PLEO rb will scream, lie down and pretend to be dead. In order to revive PLEO rb, pet its head and back for a while until it comes back to life then assist it to stand up.



10 TRAFFIC LIGHT

Touch front body back and left cheeks at the same time, hold for a while until PLEO rb reacts. When PLEO rb sees the green card, it will walk forward. When PLEO rb sees the red card, it will stop immediately. When PLEO rb sees the yellow card, it will act as if he/she is ready to go.



© 2010 Innvo Labs Limited. All rights reserved.

Note: PLEO rb may freeze or stop operating while in movement after receiving an electrostatic discharge. If this occurs, turn the power "off" and then back "on" to resume.

PLEO rb

LEARNING STONES- VERBAL COMMAND INSTRUCTIONS

DANCE

PLEO rb will 'dance' after hearing this verbal command from you.




SING

PLEO rb will 'hum or sing' a song after hearing this verbal command from you.



COME TO ME

PLEO rb will walk forward after hearing this verbal command from you.




COUNT

PLEO rb will 'count' after hearing this verbal command from you by standing still and looking up at you. Then after clapping your hands loudly and continuously in front of PLEO rb (within 6 to 8 inches or 15 to 20cm) it will respond with the same number of head nods or tail wags up to five!




EAT

PLEO rb will 'eat' an early dinner or something it dislikes (i.e. herbs) after hearing this verbal command from you if it's hungry or not.



PLAY

PLEO rb will 'play tricks' after hearing this verbal command from you by applying the 'tricks' instructions found on the back of this page.



TEACHING VERBAL COMMANDS

(Make sure your PLEO rb has already learned its given 'name')

1. Place the 'Learning Stone' in front of PLEO rb's nose, so PLEO rb can smell it.
2. When PLEO rb senses the 'Learning Stone' it will respond by wagging its tail then stand still and look up at you.
3. Place the 'Learning Stone' in its mouth and PLEO rb will bite on it, sound happy and swing its head.
4. PLEO rb will then look at you to say the verbal command.
5. Speak the verbal command clearly and loudly.
6. When PLEO rb hears the verbal command it will move then stand still and look at you then wait for you to say the same verbal command again for confirmation.
7. If it successfully memorized the verbal command, PLEO rb will act very excited by swinging its head and tail. Then, it will look down and release the 'Learning Stone.'

NOTE: If PLEO rb has a problem learning a command, try the sequence again. If you try several times without success, either the room is too noisy or PLEO rb is not yet ready to learn. So, try again later or in a quieter place.

TO GIVE VERBAL COMMANDS

As with living pets, while PLEO rb is concentrating on walking and exploring, it's not prepared to hear verbal commands.

1. If you want it to perform a verbal command, wait until PLEO rb is standing still and then gets its attention by clapping your hands loudly at about 6-8 inches (15-20 cm) in front of it. If the environment is too noisy it may not be aware of the clapping so try again in a quieter place or clap your hands louder. Or touch and hold PLEO rb's left and right cheeks at the same time for 2 seconds.
2. After you get PLEO rb's attention, it will stand still and look up at you and wait for you to call its name.
3. After it hears its name it will move and then stand still again waiting to hear the verbal command.
4. PLEO rb will then respond after it hears your verbal command.
5. If PLEO rb is not able to hear the verbal command please repeat the process after getting its attention again.

NOTE: If PLEO rb has a problem hearing a verbal command the environment maybe too noisy. So please try again in a quieter place. PLEO rb may not be willing to obey verbal commands if it's not in good physical and mental condition.

© 2010 Innvo Labs Limited. All rights reserved.

Note: PLEO rb may freeze or stop operating while in movement after receiving an electrostatic discharge. If this occurs, turn the power "off" and then back "on" to resume.

PLEO rb

382u Black Diecut

Layer:

Po: P32111 Project: 00192+007+0091G_R3 Ver: G-A
Date: 01/11/2010 Size: 17.1inx7in Barcode: CTP-13101